



Start with just \$5.00
Earn upto \$102,220.00

Introduction

Millionairewith5 is a revolutionary advertising platform, where 100% of the revenues generated are re-distributed to members.

Imagine a platform where you buy advertising packages for \$5. You get value for your money and the owner makes a profit for providing you a service.

Now imagine that same platform but instead of the owner keeping all the profit for himself, he shares it with his community of customers who refer other customers who buys advertising.

For every \$5 position you purchase, you receive 20 advertising credits to be used for login ads and 20 advertising credits to be used for banner ads.

You can use your advertising credits to set up login ads / banners ads in your back office to promote any other legitimate business, products or services (Note: all ads are approved by MW5 admin).

These ads are seen by the rapidly growing number of members in MW5 - currently almost 12,500 and expected to grow to over 100,000 soon.

Please follow the next section for details on how the profit is shared amongst the community.

Matrix Introduction

As mentioned in earlier slide, apart from providing ad credits system , we are distributing 100% income to members with the matrix system.

Millionairewith5 offers its members the ability to create long lasting passive income by simply taking advantages of our passive income wealth creation matrix system.

The platform is made up of 9 (nine) 3X2 (Three by two) matrices. These matrices are called stage 1, stage 2, stage 3 all the way to stage 9.

The positions in the matrix are valued differently for each Stage as follows:

| Stage | Price for each position in the matrix |
|-------|---------------------------------------|
| 1 | \$5 |
| 2 | \$10 |
| 3 | \$50 |
| 4 | \$200 |
| 5 | \$500 |
| 6 | \$1000 |
| 7 | \$2500 |
| 8 | \$6000 |
| 9 | \$10000 |

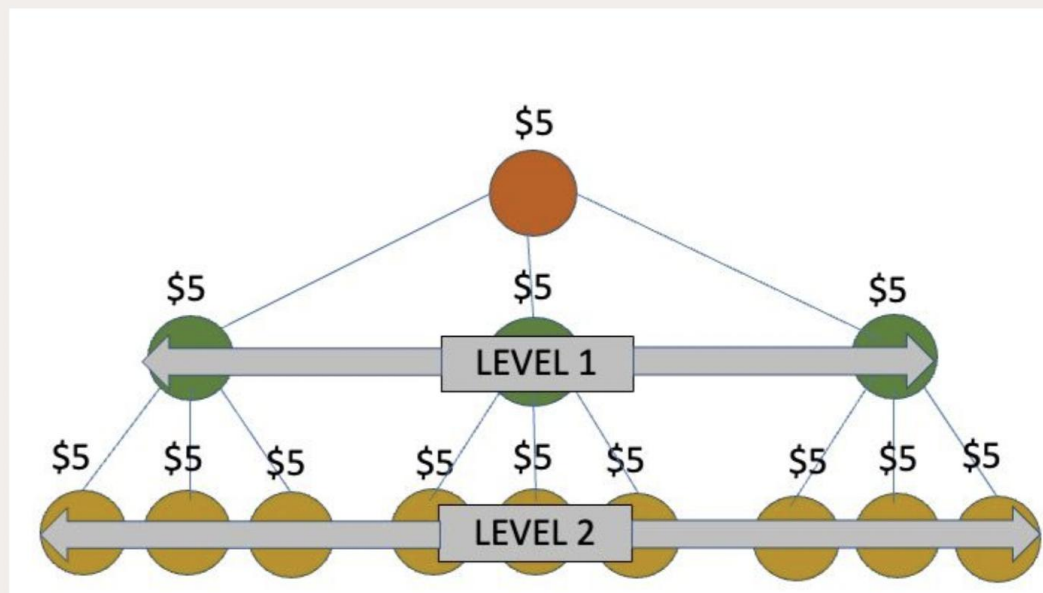
System in Detail

Joining the platform is purely by referral.

Once anyone signs up and buys a position in the matrix, the system does the rest.

To benefit from the system, one must join from Stage 1 and then progress to Stage 2 all the way to Stage 9 as more positions are purchased in the system.

Each Stage is made up of 12 positions as shown below:




Total positions in a Matrix before Recycle = 12

To move from one Stage to the next Stage all the positions (12) in the matrix must be filled. They are filled by others who join the platform and buy positions. Once the 12 positions are filled the system moves position in RED to the next Stage.

As soon as the Stage is filled with the 12 (Level 1 + Level 2) positions, the system will automatically upgrade the red position to the next Stage and the Stage repeats itself until it reaches last Stage (Stage 9).

Everyone who joins Millionairewith5 must start with a position in the Stage 1 matrix which is \$5.



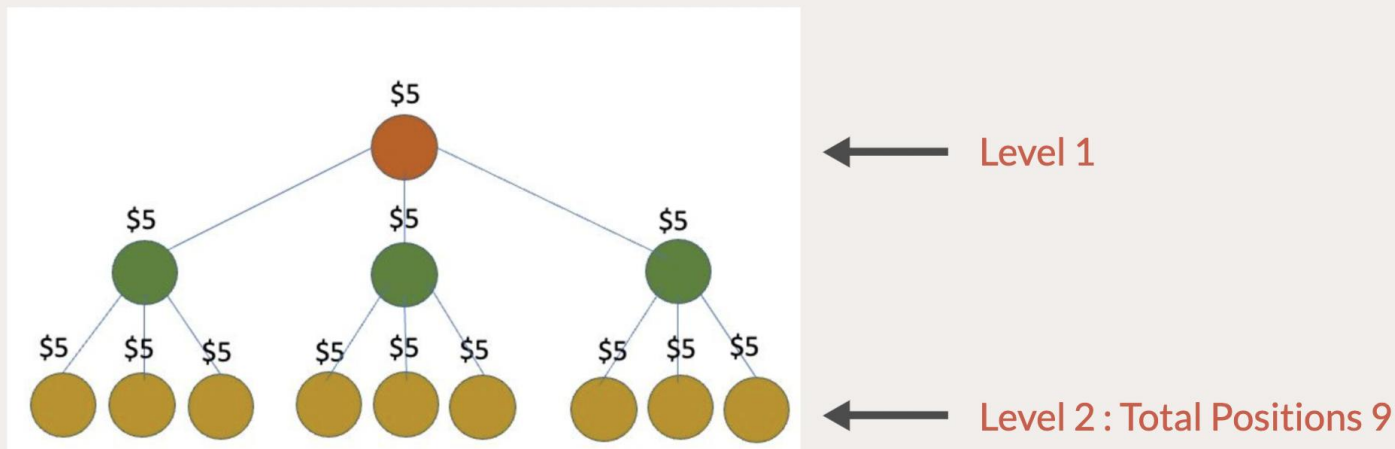
**YOU CAN BECOME
MILLIONAIRES WITH 5**

Ways to make money in Millionairewith5

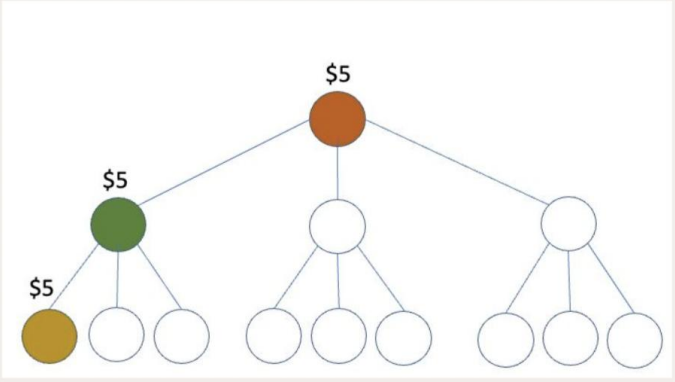
1) Cycling

Below is the illustration of how money is made by going from Stage 1 to Stage 2.

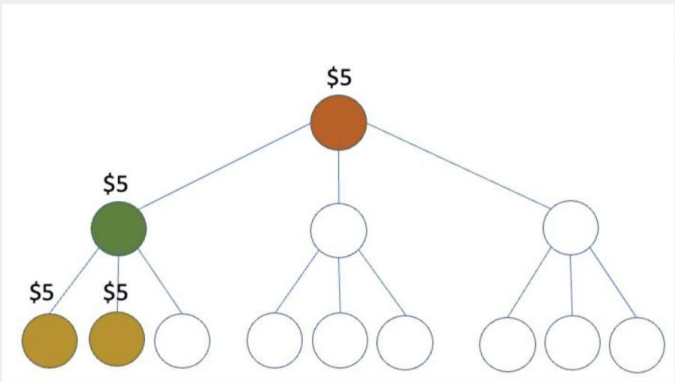
The person in the RED position who has bought one position for \$5 and referred others and now has all 12 positions filled. The person in the RED position will get paid \$5 from all positions in Level 2 (see below)



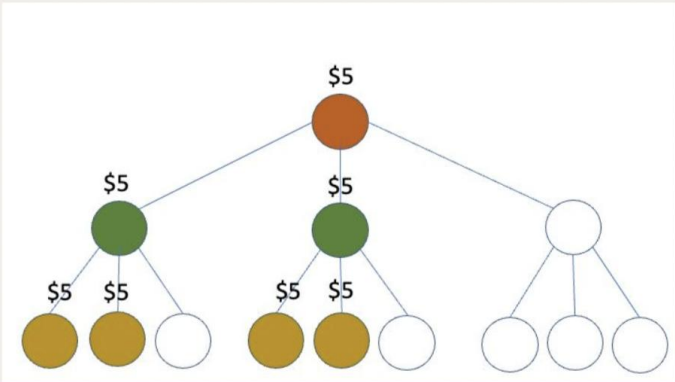
Important feature of cycling is that the income gets generated per position. This means that there is no need for all the positions to be filled in order to generate income. Instead, the income is made per position (See illustrations of different cases in next page)



Example 1:
 Total income received by orange position is : 1 position income
 Total income received by the sponsors : 1 position income



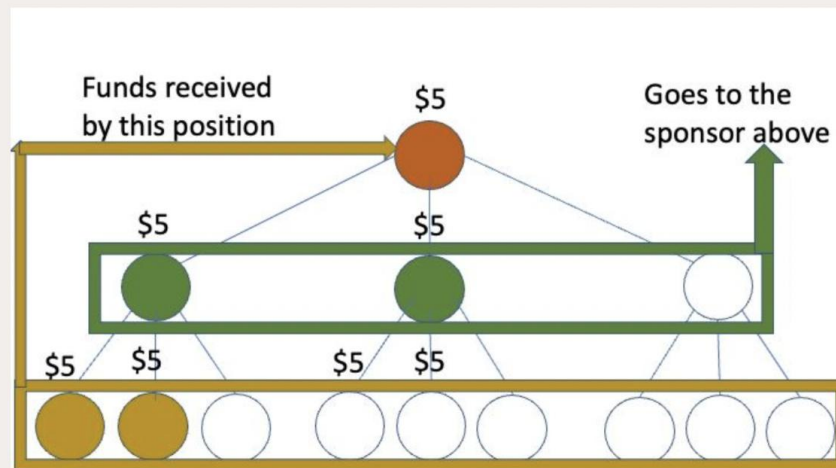
Example 2:
 Total income received by orange position is : 2 position income
 Total income received by the sponsors : 1 position income



Example 3:
 Total income received by orange position is : 4 position income
 Total income received by the sponsors : 2 position income

Breakdown of income per position is mentioned in the next slide.

Splitting of income on individual position level:

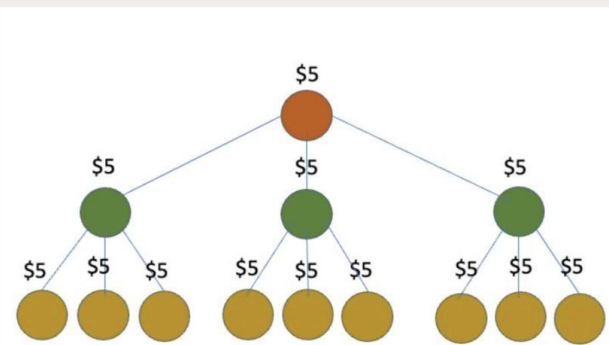


BREAK DOWN OF INCOME ON INDIVIDUAL POSITION LEVEL FROM STAGE 1 TO STAGE 9 IS DISPLAYED BELOW:

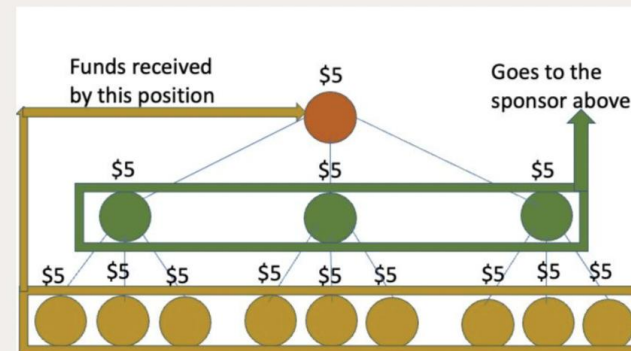
| STAGE | SPONSOR | MEMBER |
|-------|---------|---------|
| 1 | 1.11 | 2.22 |
| 2 | 3.89 | 5.56 |
| 3 | 11.11 | 16.67 |
| 4 | 33.33 | 83.33 |
| 5 | 111.11 | 222.22 |
| 6 | 166.67 | 444.44 |
| 7 | 277.78 | 1333.33 |
| 8 | 1666.67 | 2777.78 |
| 9 | 3333.33 | 6472.22 |

All positions in the Matrix are filled

Total Funds received by orange position : \$45
 (\$20 - member ,
 \$10 - upline,
 \$15 - upgrade for next stage)



Splitting of income when Matrix is Full



THE INCOME FROM FULLY FILLED MATRIX WHEN A POSITION CYCLES FROM STAGE 1 TO STAGE 9 IS DISPLAYED BELOW:

| STAGE | COST OF POSITION IN MATRIX | MONEY RECEIVED | DEDUCTED UPGRADE FOR NEXT STAGE | SPONSOR COMMISSION DEDUCTED | AMOUNT PAID TO WALLET FOR MEMBER |
|-------|----------------------------|----------------|---------------------------------|-----------------------------|----------------------------------|
| 1 | 5.00 | 45 | 15 | 10 | 20 |
| 2 | 15 | 135 | 50 | 35 | 50 |
| 3 | 50 | 450 | 200 | 100 | 150 |
| 4 | 200 | 1800 | 500 | 300 | 1000 |
| 5 | 500 | 5400 | 1000 | 1000 | 2500 |
| 6 | 1000 | 9000 | 2500 | 1500 | 4000 |
| 7 | 2500 | 22500 | 6000 | 2500 | 12000 |
| 8 | 6000 | 54000 | 10000 | 15000 | 25000 |
| 9 | 10000 | 90000 | 0 | 30000 | 57500 |

| DESCRIPTION | AMOUNT |
|---|---------|
| Total to be received for a position that completes Stage 1 to Stage 9 | 102,200 |
| Total to be received for sponsoring a position that matures | 50,445 |



2) Sponsoring

No one can join Millionairewith5 without a referral link. The person who refers another person stands to make a lot of money from the activity.

As shown in the table below, for each person sponsored, the referred will continue to benefit as that position moves from one Stage to the next as follows:

| STAGE | COST OF POSITION IN MATRIX | SPONSOR COMMISSION DEDUCTED |
|-------|-----------------------------------|-----------------------------|
| 1 | 5.00 | 10 |
| 2 | 15 | 35 |
| 3 | 50 | 100 |
| 4 | 200 | 300 |
| 5 | 500 | 1000 |
| 6 | 1000 | 1500 |
| 7 | 2500 | 2500 |
| 8 | 6000 | 15000 |
| 9 | 10000 | 30000 |
| | Total for Each Position Sponsored | 50,445 |

3) The Sustainability of the System

The system includes the following measures to enable the system to last for the foreseeable future and provide a reliable means of making passive income:

a. Re-Entries

- At the end of Stage 4, the system deducts \$250 from amount received and buys 50 positions in Stage 1 in the name of the member. These new positions start the journey again and make their way to Stage 9.
- At the end of Stage 5, the system deducts \$500 from amount received and buys 100 positions in Stage 1 in the name of the member.
- At the end of Stage 6, the system deducts \$1,000 from amount received and buys 200 positions in Stage 1 in the name of the member.
- At the end of Stage 7, the system deducts \$1,000 from amount received and buys 300 positions in your name to start from Stage 1 again.
- And finally, after Stage 8, another \$1,750 is deducted to buy another 350 positions in Stage 1. Making a total of 1000 fresh positions in the system to help keep the platform going.

b. Team Forced Matrix

The system has been setup for people to work together such that those who are good at sponsoring will help those who are weak through spill overs. In addition to this implementing a very simple 3x2 (3 by 2) makes it very easy to fill.

c. Ability to buy multiple positions

The ability to buy multiple positions means members can setup regular buys either weekly, bi-weekly, monthly, or whatever interval works for each person to fuel the platform and support one another.

d. Global PIF

There are bound to be people who join a platform and may be cannot afford the low \$5 start or want to try the platform out first before buying multiple positions or sponsoring others.

The platform has been designed such that any account created that remains unfunded for 96 hours will be made available to the Global PIF

(Pay It Forward) pool for others who has problems sponsoring to find someone to sponsor.

e. Auto Upgrades

Many platforms require manual upgrades and have as a result suffered from delays as members are too busy to check their accounts and therefore platform gets stuck and, in some cases, members withdraw all their money with no consideration for upgrades. This is not going to happen here as the system is designed to carry out auto upgrades.

4) Additional Feature : Ads Manager

Ads Manager can be used to promote your business/websites on our platform's login page.

Navigate to Dashboard => Ads Manager => Buy Login Ads to purchase login ads. Accepted payment modes are Purchase Balance, Account Balance and Crypto (CoinPayment).

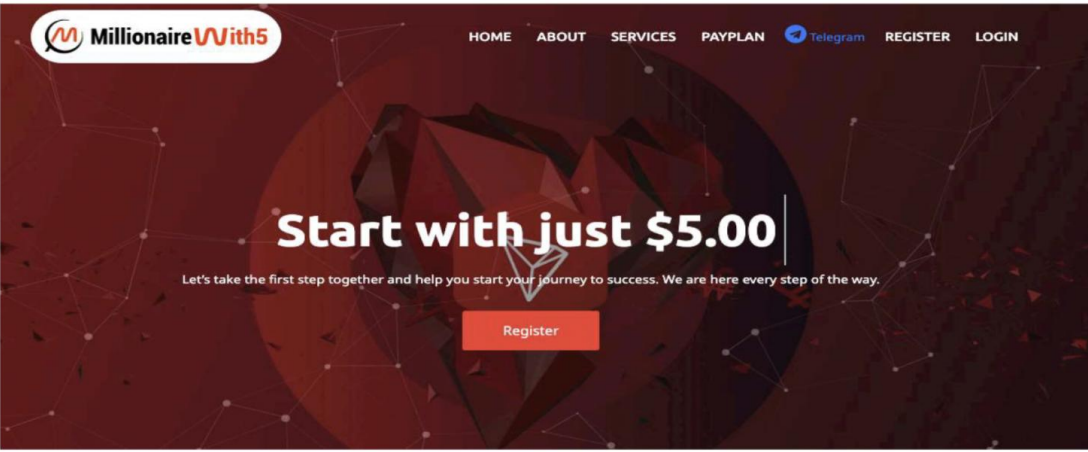
The current rate is \$15.00 per 1,000 Impressions.

How to Join platform

In order to join the platform you need a referral link from an existing member.

It would look like this : <https://www.millionairewith5.com/join.php?xxxxxxx> (where xxxxxx will be replaced by the ID of the referrer)

If you do not have a referral link then go to <https://millionairewith5.com/> and click on Register (see below)



The screenshot shows the MillionaireWith5 website. The header includes the logo and navigation links: HOME, ABOUT, SERVICES, PAYPLAN, Telegram, REGISTER, and LOGIN. The main content area features a dark red background with a large diamond graphic and the text "Start with just \$5.00". Below this, a smaller line of text reads "Let's take the first step together and help you start your journey to success. We are here every step of the way." A red "Register" button is centered below the text.

Click on [Register](#)

Insert millionaireadmin in the box and click on Continue.

 [Sponser By NONE]

Sprache auswählen 

Powered by  Google Übersetzer

Enter your Sponsor's username:

(if you don't have sponsor, use - millionaireadmin)

CONTINUE

For those with referral link directly open the referral link in your web browser and follow instructions from next page.

Enter your account details as shown in the image below and click on Register.

REGISTER IN MILLIONAIRE-WITH-5-ONLY

Sponsor

First Name
Type Your First Name Here

Last Name
Type Your Surname Here

E-mail Address
Type Your Email Address Here

Username
Type your chosen username Here

Password
Type a password Here

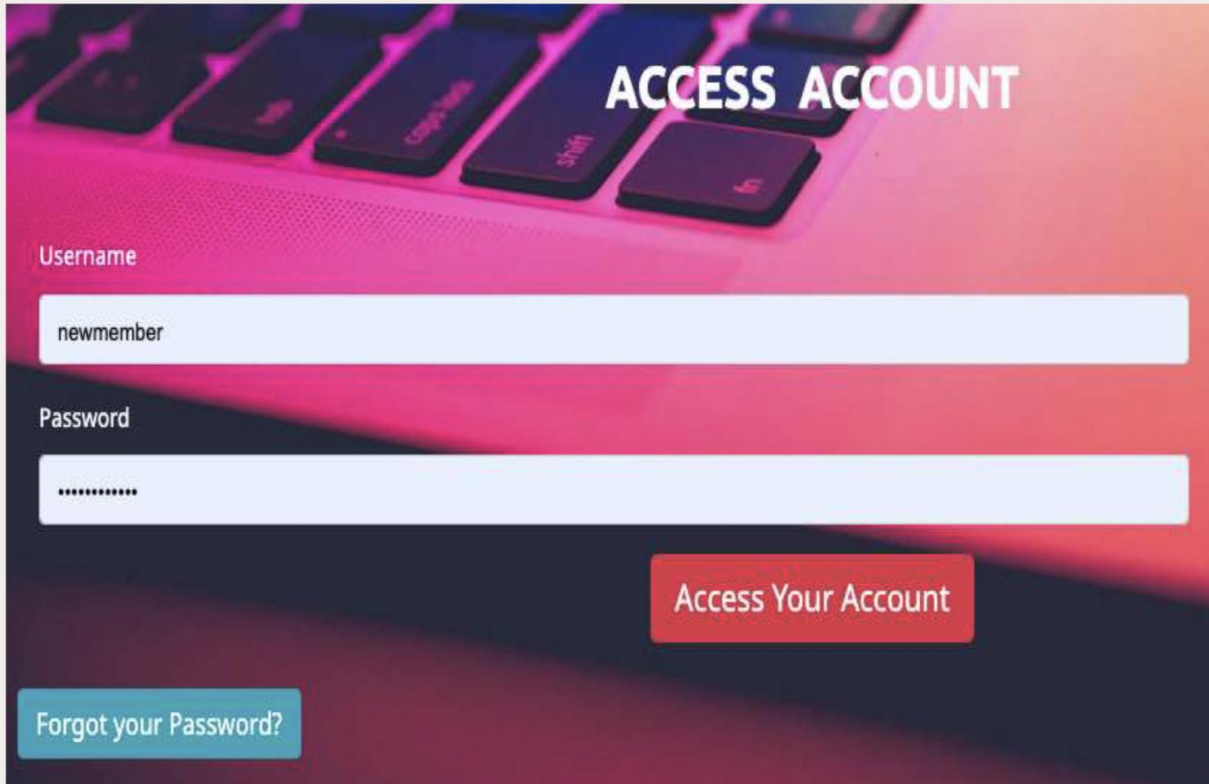
Confirm Password
Repeat the password Here

I'm not a robot
Tick this box

reCAPTCHA
Privacy · Terms

Register ✓ Press This Button

Login to your account by entering your username and password and clicking on Access Your Account



ACCESS ACCOUNT

Username

Password

[Access Your Account](#)

[Forgot your Password?](#)

Follow next slides for instructions on how to deposit funds and buy positions.

How to Deposit Funds and Buy Position

Login to your account and go to Funds Manager => Deposit Fund.

The screenshot displays the MillionaireWith5.com dashboard. At the top, the URL is <https://www.millionairewith5.com/?baig786>. The user is logged in as 'baig786' and sponsored by 'millionaireadmin'. A navigation sidebar on the left includes: Dashboard, Funds Manager (with sub-items: Deposit Fund, My Wallet, Account-Wallet Transfer, Purchase-Wallet Transfer, Account-Purchase Transfer, Withdraw Funds), Position Manager, Downline Manager, Ads Manager, Global Pif, and User Profile. The main content area features a support notice: 'Any support related issues please do contact us on [Telegram](#) or mail at support@millionairewith5.com'. Below this are six summary cards: Total Earning (\$278.84), Total withdrawal (\$65.60), Total Positions (22), Purchase Balance (\$9.02), Account Balance (\$21.00), and Total Downline (4). A 'Recent Transaction' table follows, listing four transactions for user 'stedhri', each for a 100% Matching Bonus of 1.11 on 2022-07-31.

Any support related issues please do contact us on [Telegram](#) or mail at support@millionairewith5.com

| | | | | | |
|------------------|----------|------------------|---------|-----------------|----|
| Total Earning | \$278.84 | Total withdrawal | \$65.60 | Total Positions | 22 |
| Purchase Balance | \$9.02 | Account Balance | \$21.00 | Total Downline | 4 |

Recent Transaction

| # | Username | Amount | Matrix | Purpose | Date |
|---|----------|--------|--------|---------------------|---------------------|
| 1 | stedhri | 1.11 | 1 | 100% Matching Bonus | 2022-07-31 12:08:05 |
| 2 | stedhri | 1.11 | 1 | 100% Matching Bonus | 2022-07-31 12:08:04 |
| 3 | stedhri | 1.11 | 1 | 100% Matching Bonus | 2022-07-31 12:08:04 |
| 4 | stedhri | 1.11 | 1 | 100% Matching Bonus | 2022-07-31 12:08:04 |

Enter the desired deposit amount and select a payment mode between CoinPayment and NowPayment.

DEPOSIT FUND

Deposit Fund

Deposit Amount

Minimum Deposit:

\$5.00.

Please note: 4.00% deposit fee will be charged to cover payment processor fee.

Payment Mode:

Note: Funds deposited through CoinPayment are automatically updated in the system. Funds deposited through NowPayment are manually updated in the system by admin. Please expect processing time of 15 mins to 6 hours for payments made through NowPayment.

Click on pay using coinpayments

Deposit Fund

Thanks for placing your deposit request just make the payment of \$104 (\$100 + \$4 deposit fee) to confirm your deposit.

[Pay Using CoinPayments](#)

Fill information as shown below.

CoinPayments
Securely processed by CoinPayments.net

Millionaire With 5
Feedback: ★★★★★ (100%) [Seller Profile](#)

Billing Information

First Name: Last Name:

Email:

[Complete Checkout](#)

[Cancel & Return](#)

Your cart

| | |
|--|------------|
| MillionaireWith5.com Membership Fee | 102.00 USD |
|--|------------|

Select Coin

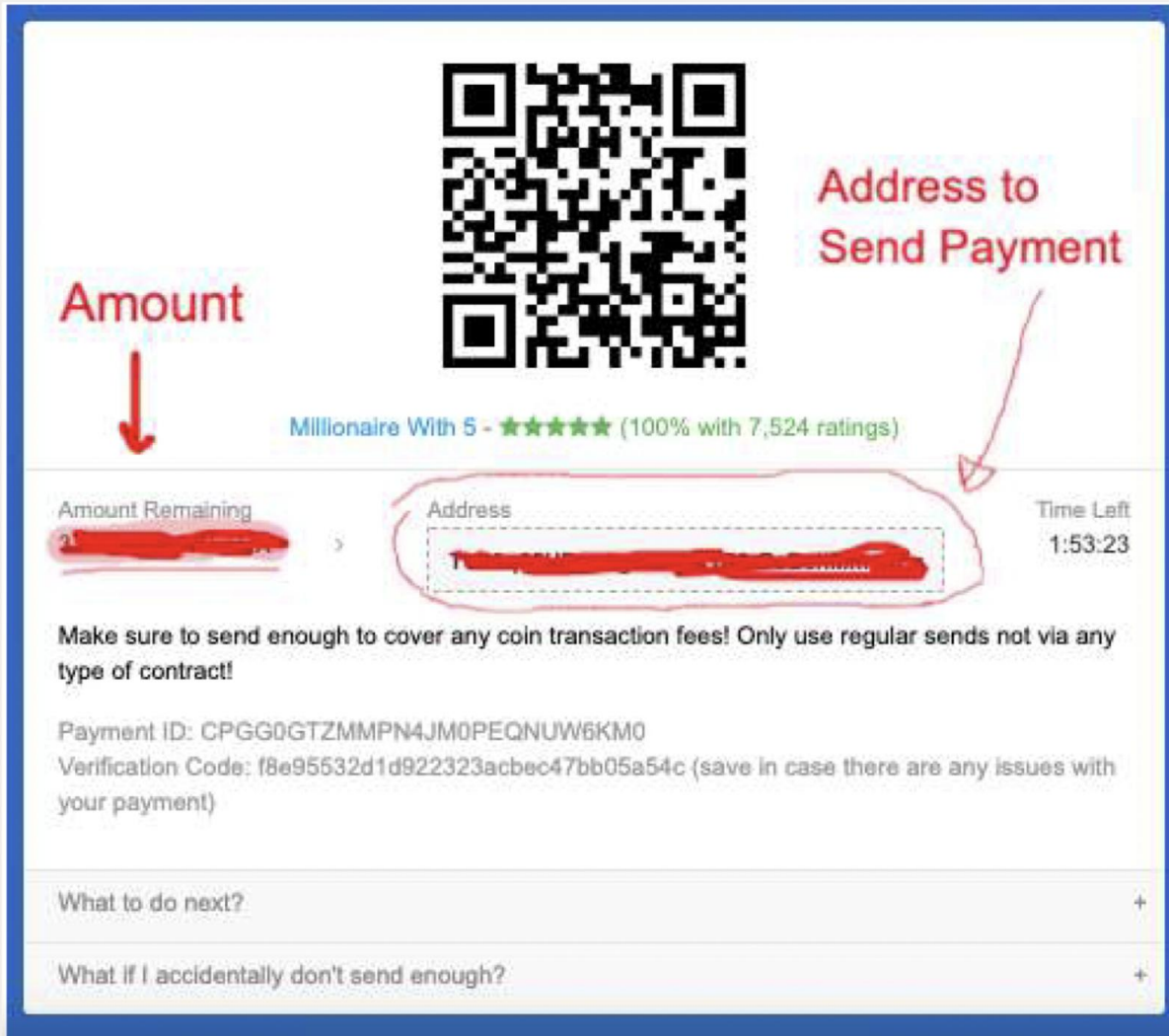
Filter by name or ticker

| | |
|----------------------|--------------------|
| Bitcoin | 0.00529000 BTC |
| Litecoin | 2.02877000 LTC |
| BNB Coin (Mainnet) | 0.46971000 BNB |
| BNB Coin (BSC Chain) | 0.46971000 BNB.BSC |
| Dogecoin | 1524.42967000 DOGE |
| Ether | 0.09615000 ETH |

Pay with FIO request (optional)

Choose coin from list →

Follow coinpayment instructions as shown below



The screenshot shows a payment interface for a merchant named "Millionaire With 5". A QR code is displayed at the top center. To the left of the QR code, the word "Amount" is written in red with a red arrow pointing down to the "Amount Remaining" field. To the right of the QR code, the text "Address to Send Payment" is written in red with a red arrow pointing to the "Address" field. The "Amount Remaining" field contains a redacted value. The "Address" field contains a long alphanumeric string, also redacted, and is enclosed in a red dashed box. The "Time Left" field shows "1:53:23". Below the fields, there is a warning message: "Make sure to send enough to cover any coin transaction fees! Only use regular sends not via any type of contract!". Below the warning, the "Payment ID" and "Verification Code" are displayed. At the bottom, there are two expandable sections: "What to do next?" and "What if I accidentally don't send enough?".

Amount

Address to Send Payment

Millionaire With 5 - ★★★★★ (100% with 7,524 ratings)

Amount Remaining: [Redacted]

Address: [Redacted]

Time Left: 1:53:23

Make sure to send enough to cover any coin transaction fees! Only use regular sends not via any type of contract!

Payment ID: CPGG0GTZMMPN4JM0PEQNUW6KM0
Verification Code: f8e95532d1d922323acbec47bb05a54c (save in case there are any issues with your payment)

What to do next? +

What if I accidentally don't send enough? +

If you choose NowPayment, Choose your coin and transfer the exact displayed amount to the Deposit Address

Deposit Fund

Thanks for placing your deposit request just make the payment of \$5.2 (\$5 + \$0.2 deposit fee) to confirm your deposit.

Pay With Following Payment Processors

| | | | | | |
|---|--|---|---|--|---|
| Bitcoin  | Ethereum  | Litecoin  | Bitcoin Cash  | Tron  | USDT TRC20  |
| Doge Coin  | Dash Coin  | Ripple - XRP  | USDT ERC20  | Nano  | |
| BUSD ERC20  | USDT  | BUSD ERC20  | BNB Mainnet  | BNB BSC  | |

Pay with BTC

Please send exactly 0.00026041 BTC to:

Deposit Address: `3GQEWJjU3g6BFahn1M3L9qCxy27E45gZvK`

Now that you have deposited funds in your account the next thing to do is to buy positions.

Note: Please ensure the money is reflecting in your account before buying positions.

Click on Purchase Positions. Then, select the Level 1 position for \$5 and Click on the purchase button. That's it. The system will create the position and you can start promoting the platform to others.

PURCHASE POSITIONS

Purchase Positions

Position:

Stage 1 Position for \$5.00

How Much Positions:

1 Position(s)

Payment Mode

Purchase Balance (\$9.02)

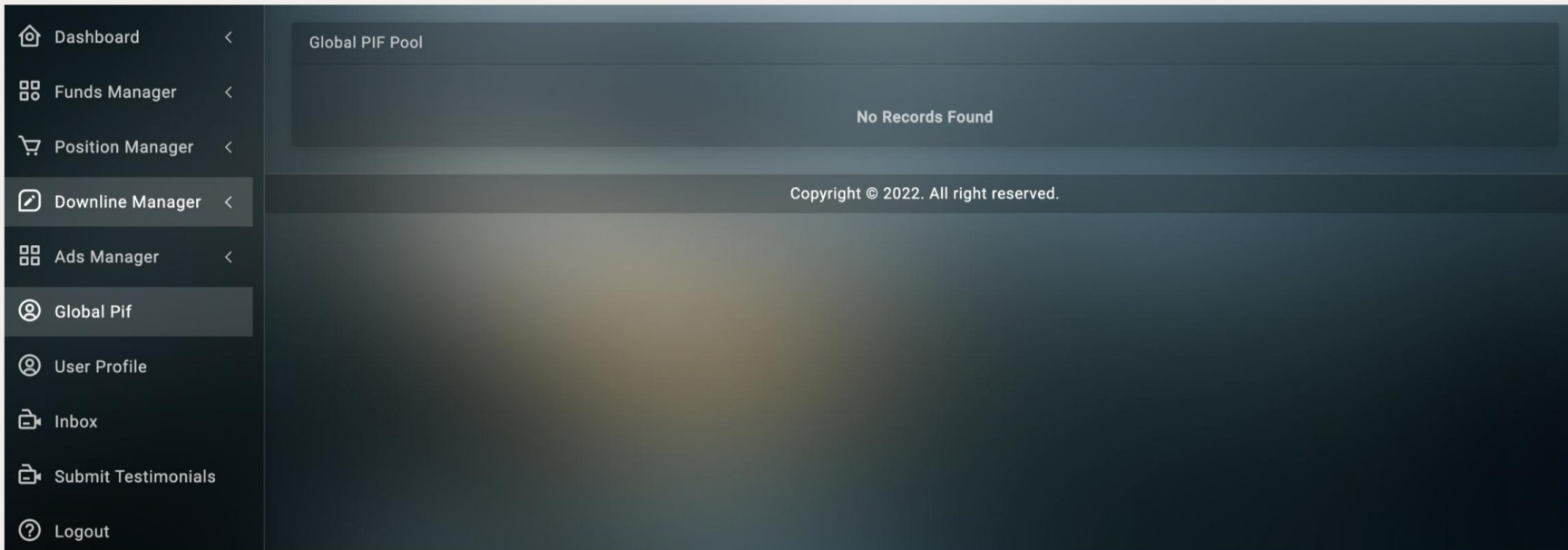
Purchase

Global PIF Pool

Remember that all accounts that remain un-activated 96 hours after they are created become available for members to sponsor in the Global PIF Pool.

This is good for everyone on the system as you now have a steady pool of people you can sponsor and fill your matrices so you can cycle to the next level.

To get to the Global PIF Pool :
Click on Global PIF on the dashboard.



The screenshot displays a dashboard with a dark sidebar on the left and a main content area on the right. The sidebar contains the following menu items: Dashboard, Funds Manager, Position Manager, Downline Manager, Ads Manager, Global Pif (highlighted), User Profile, Inbox, Submit Testimonials, and Logout. The main content area shows the 'Global PIF Pool' section with a header and a message: 'No Records Found'. At the bottom of the main content area, there is a copyright notice: 'Copyright © 2022. All right reserved.'

Wallet Description and Income Distribution

There are two types of wallets in Millionairewith5.

1) Purchase Wallet :

Deposited Funds are collected in Purchase Wallet.

These funds can be used to purchase new positions.

2) Account Wallet :

Earned Funds through positions are collected in Account Wallet.

These funds can be used to purchase new positions.

Additionally, These funds can be withdrawn to external crypto wallets.

There are three types of Wallet Transfer options in Millionairewith5:

1) Purchase-Wallet Transfer:

The funds in Purchase Wallet can be transferred to another user account using Purchase-Wallet Transfer under Funds Manager.

Note: Transfer fee of 2% is applicable on each transfer.

2) Account-Wallet Transfer:

The funds in Account Wallet can be transferred to another user account using Account-Wallet Transfer under Funds Manager.

Note: Transfer fee of 2% is applicable on each transfer.

3) Account Purchase Wallet Transfer:

The funds in the Account Wallet can be swapped with Purchase Wallet using Account Purchase Wallet Transfer.

This allows accumulating funds in one wallet in order to purchase ads and positions.

Note: The transfer is only possible within your account and not to others.

Transfer fee of 2% is applicable on each transfer.

Earned Income Distribution:

70 % of the Income generated through the positions is collected into Account Wallet and 30% into Purchase Wallet.

(Example: \$5 generated from a position will be collected as \$3.5 into Account Wallet and \$1.5 into Purchase Wallet.